

## Sexting in Schools & Colleges: Flowchart for responding to incidents

The flowchart process below is directly taken from the *Sexting in schools & colleges: Responding to incidents and safeguarding young people* guidance produced on behalf of the Government by the UK Council for Child Internet Safety (UKCCIS). It highlights the jointly-recommended process advocated by Lancashire and Blackburn with Darwen Safeguarding Boards in partnership with Lancashire Constabulary for managing and responding to Sexting incidents and includes additional annotations to signpost useful supporting resources and a number of Frequently Asked Questions.

### Supporting Resources




Nationally-recognised best-practice guidance for Schools & Colleges. It is strongly recommended that **all Designated Safeguarding Leads (DSLs) should be expressly familiar with this guidance**



**Online Safety Helpline:** Highly-recommended helpline for professionals working with Children & Young People seeking further advice and support with online issues




**Support For Young People:** Practical post-incident advice from SWGfL to support Young People



**Curriculum delivery:** Excellent Key Stage 2 NSPCC Teaching Resources including videos 'I Saw your Willy' and 'Lucy and the boy'



**Curriculum delivery:** Very useful PSHE curriculum resource for 11-14 y/o covering a variety of Online Safety areas including Sexting



### UKCCIS Flowchart for responding to Sexting incidents

**Initial disclosure:** This could come from a pupil directly, a parent, a pupil's friend.

#### UKCCIS guidance

- 5 points for referral:
1. Adult involvement
  2. Coercion or blackmail
  3. Extreme or violent
  4. Under 13
  5. Immediate risk of harm
- (For more information refer to section 2 of UKCCIS Sexting in schools and colleges)

**LSCB Supporting note:** If the incident meets the criteria for Police referral, reporting should focus on **describing** rather than **diagnosing** the incident

**Initial review with safeguarding team:** At this initial stage the safeguarding team review the information and consider the 5 points for immediate referral. They make an initial decision about **whether the incident can be dealt with in house**. (For more information see page 11 of UKCCIS Sexting in schools and colleges)

**Police / Social Care / MASH referral**  
Refer to your local arrangements for dealing with incidents and contact local services. (For more information refer to page 15 of UKCCIS Sexting in schools and colleges)

**Risk assessment / Dealing with the incident:** Consider the risk of harm and at any point if there are 'causes for concern' you can refer back to police/social care. (For more information refer to page 12 and Annex A of UKCCIS Sexting in schools and colleges)






#### UKCCIS guidance

- Considerations – Risk Assessment**
- Vulnerability of the child
  - Coercion
  - How shared and where
  - Impact on children
  - Age of the children
- (For more information see UKCCIS Sexting in schools and colleges - Annex A)

**LSCB Supporting note:** Incident review arrangements may include reviewing curriculum provision

**Management in school:** Ensure parents are informed and the incident recorded **following all child protection and safeguarding procedures**. (For more information see page 14 of UKCCIS Sexting in schools and colleges)

## Supporting Resources (Links):

-  1 UKCCIS Sexting in schools and colleges (Jan 2017):  
[www.lancshiresafeguarding.org.uk/online-safeguarding/schools-the-childrens-workforce.aspx#UKCCISexting](http://www.lancshiresafeguarding.org.uk/online-safeguarding/schools-the-childrens-workforce.aspx#UKCCISexting)
-  2 UKSIC Professionals Online Safety Helpline (POSH):  
[www.saferinternet.org.uk/professionals-online-safety-helpline](http://www.saferinternet.org.uk/professionals-online-safety-helpline)
-  3 SWGfL – So You Got Naked Online:  
<http://childnetsic.s3.amazonaws.com/ufiles/Files%202015/SYGNO%20Booklet%20-%20version%202%20May%202015.pdf>
-  4 NSPCC Share Aware - Key Stage 2 Teacher Resource (Alex)  
[www.nspcc.org.uk/globalassets/documents/advice-and-info/lesson\\_plan\\_alex.pdf](http://www.nspcc.org.uk/globalassets/documents/advice-and-info/lesson_plan_alex.pdf)
-  5 Childnet Crossing the Line PSHE Resource (11-14 y/o):  
[www.childnet.com/resources/pshetoolkit](http://www.childnet.com/resources/pshetoolkit)

## Frequently Asked Questions:

### Q: Do I need to report all Sexting instances to the Police and/or Children's Social Care?

No, the Initial Review Meeting should consider whether immediate referral is required according to the 5 criteria outlined on Page 11 of the UKCCIS guidance. If none of these criteria apply, schools may therefore decide it is appropriate to manage the incident locally. However, should further information/concern come to light, then the school can subsequently choose to escalate the incident at any time. **Note:** It is important that where escalation to the Police is required, this should follow established safeguarding procedures and the referral should come from the DSL.

### Q: As the DSL, am I allowed to view the image in order to make a decision?

The section 'Searching devices, viewing and deleting imagery' on Pages 15 & 16 of the UKCCIS guidance provides clear examples of circumstances when it may be necessary to view imagery and what actions the DSL should/should not take.

### Q: Should I involve parents/carers when dealing with Sexting instances?

The section 'Handling Incidents – Initial response' on Page 10 of the UKCCIS guidance highlights that "Parents should be informed at an early stage and involved in the process unless there is good reason to believe that involving parents would put the young person at risk of harm". Further detailed advice and information regarding involving parents and carers is contained within a dedicated Annex (Annex C) of the guidance on Pages 31-34 and includes guidance around supporting victims and steps that can be taken to get images removed (see also – 'So You Got Naked Online' resource above).

### Q: Will the young person get a criminal record if I refer the incident to the Police?

This will depend upon the circumstances and all Sexting incidents reported to the Police will require recording and an investigation (although this is not the same as having a criminal record). Where appropriate, the Police may decide it is not in the public interest to pursue an investigation and further detailed information about this aspect and the Police response can be found on Pages 8 & 9 of the UKCCIS guidance.

Further information about keeping children safe online is available from the LSCB Online Safeguarding website below:



Pan-Lancashire LSCB Online Safeguarding website

[www.lancshiresafeguarding.org.uk/online-safeguarding.aspx](http://www.lancshiresafeguarding.org.uk/online-safeguarding.aspx)

